

The U.S. Center for SafeSport is an independent 501c(3) non-profit organization focused on ending all forms of abuse in sport. Your organization will join the one million SafeSport™ Trained athletes, coaches, officials, and administrators who have pledged their commitment to keeping sport free of abuse.

INSTRUCTIONS:

1. **Connect to your account.** You will connect either as a returning learner.


Returning Learners:

- a. Go to this [link](#) only to begin. If you already have an account or have completed the course, please do not use these instructions. Reach out to the help portal [here](#) to request an association with Ice Sports Industry.
 - b. You will be navigated back to your dashboard.
2. Once logged into your account. On the Home Page, select the **Catalog** tile.



3. **Identify your course.**

From your home page, go to the **My Courses** and select the course title required by your organization. Select the cart at the bottom of the tile to purchase the course. (Do not select any course that indicates Completed. Purchase 1-course type at a time)

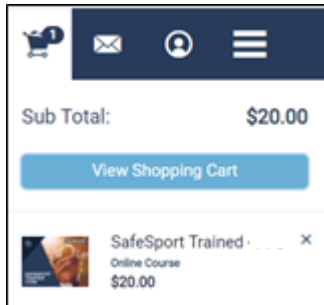


4. A Shopping Cart icon is displayed at the top right.
5. Select the Shopping Cart icon.

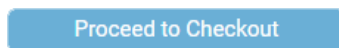


6. The course you selected displays. **Select the View Shopping Cart** button.

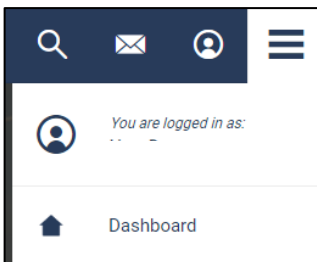
Note: If you want to remove a course from your cart, select the **X** icon at the right of that course.




- The Shopping Cart information displays. Update the number of courses you want to purchase in the **Quantity** field on the right. Please only put 1 in quantity.
- Select the **Proceed to Checkout** button at the right.



- Follow the prompts to complete your purchase.
- To take the course return to your personal dashboard to view your course by selecting the menu option on the right corner.



- Select **My Courses**. 
OR scroll down to view your courses.
- Begin your training.** Find your course tile. Click "**Start**" to begin your training. (You can pause and resume the course as needed.)
- Complete your course.** Remember to save this certificate and send to your group administrator.

***Reminders:**

- Purchases are final and only a completed 2+ purchase will issue a key & link for other profiles to access.
- You will receive an email receipt. Add your Enrollment Link and Key to the template, save, and then share instructions.
- Do not share this information publicly as you want to control who uses the key.
- An Enrollment Key is considered used once a user enrolls in the course, not when completed.
- Purchase 1 course type at a time.
- You must purchase two or more seats if purchasing for others. Single seats purchased will be issued to your own account and are non-refundable.

Need technical assistance? You can contact our Help Desk by clicking here: [Help Portal](#).

*Give your organization, location, email associated to your profile, and the issue you are having.
The Help Desk hours are: M – F: 8am – 9pm EST; Weekends: noon – 5pm EST.*

Thank you for being part of the U.S. Center for SafeSport training. Champion Respect. End Abuse.